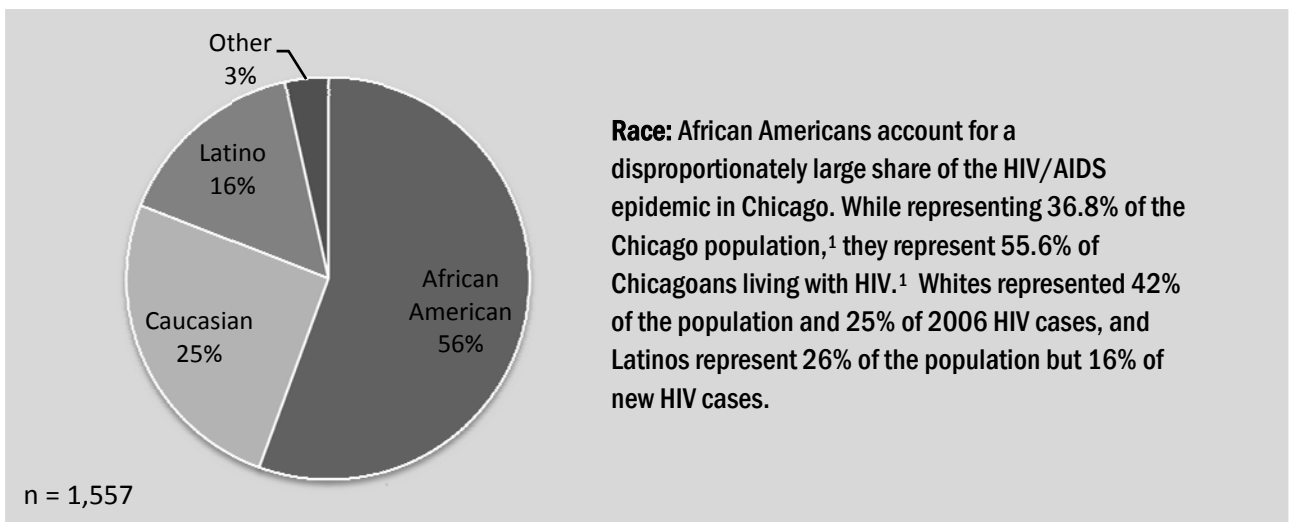


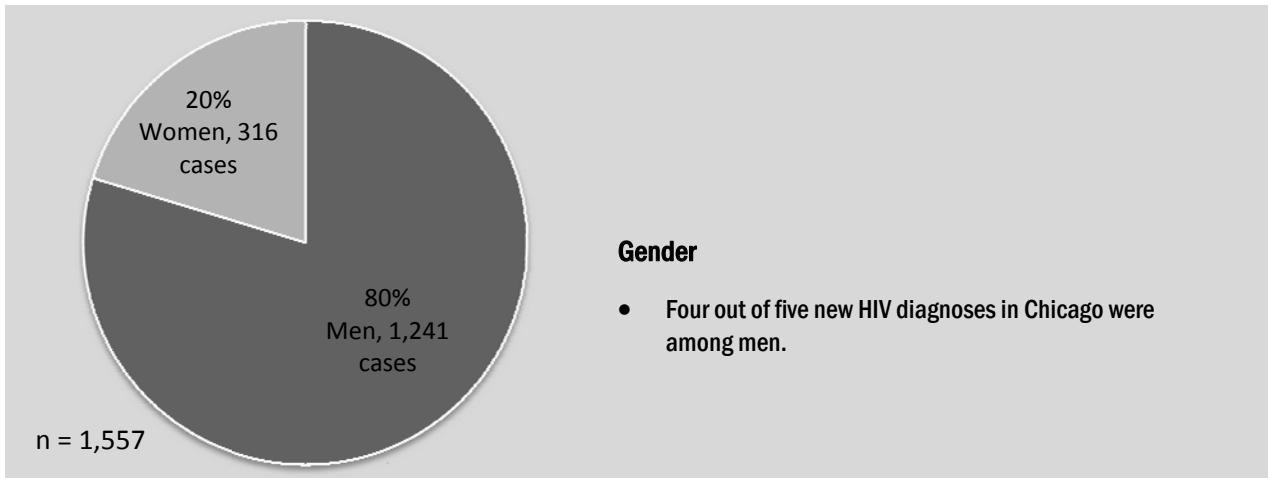
## HIV/AIDS in Chicago

- **Living with HIV/AIDS:** By the end of 2006 there were 21,367 people living with HIV/AIDS in Chicago.<sup>1</sup> 10,626 Chicagoans were living with AIDS and 10,741 people were living with HIV.<sup>2</sup>
- **New reported cases:** In 2006 there were 754 new diagnosed AIDS cases in Chicago, and 1,557 HIV cases. The majority were men, more than half were African American, more than half were gay men and men who have sex with men (MSM), and the largest proportion were between the ages of 30-49.<sup>3</sup>
- **AIDS case rate:** The 2006 Chicago AIDS case rate was 27.6 per 100,000 population. This is more than three times the Illinois rate of 9.4 per 100,000, and more than two times the national rate of 12.3 per 100,000. African Americans have a substantially higher AIDS case rate in Chicago (47.9 per 100,000) than Whites (17.7 per 100,000) or Latinos (16.6 per 100,000).<sup>4</sup>
- **Race:** African Americans account for a disproportionately large share of the HIV/AIDS epidemic in Chicago. While representing 36.8% of the Chicago population,<sup>5</sup> they represent 55.6% of Chicagoans living with HIV.<sup>6</sup> Whites represented 42% of the population and 25% of 2006 HIV cases, and Latinos represent 26% of the population but 16% of new HIV cases.

### Reported HIV diagnoses by race in Chicago, 2006



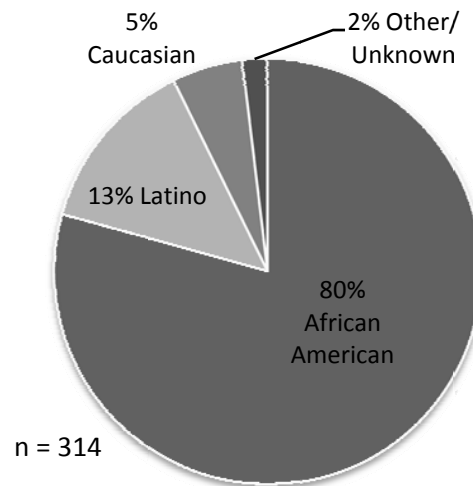
**Reported HIV diagnoses by gender in Chicago, 2006**



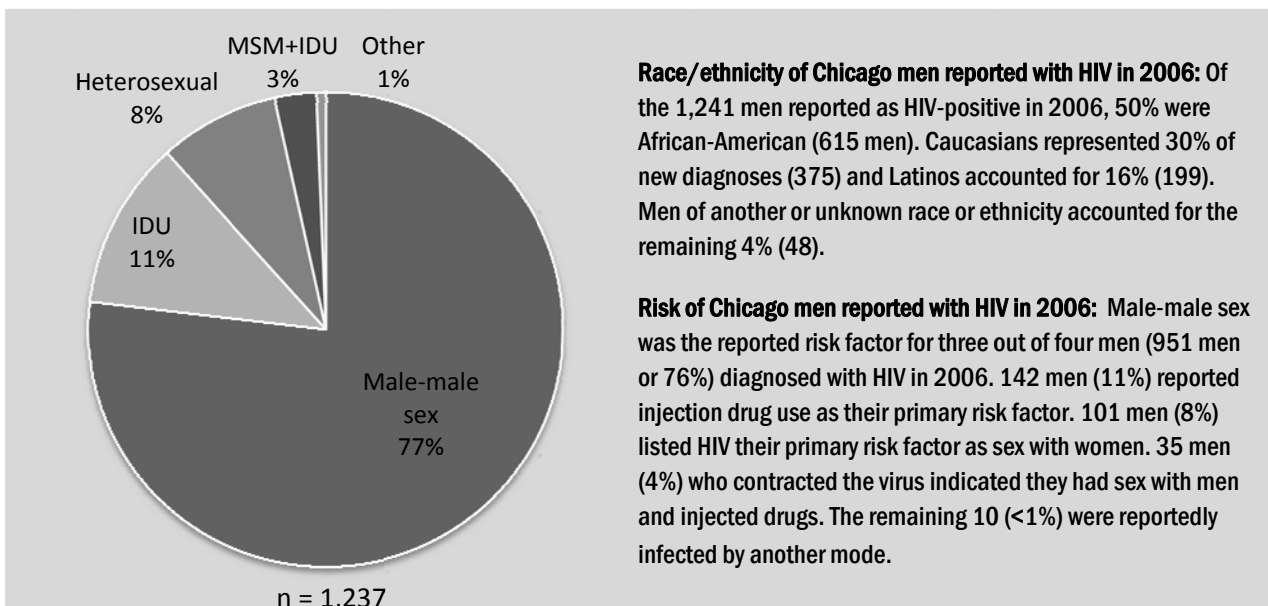
**Chicago women reported with HIV in 2006:**

**Race/ethnicity of Chicago women reported with HIV in 2006:** Of the 316 women reported as HIV-positive in 2006, four out of five were African-American (249 women or 79%). Latinas represented 13% (41 women) and Caucasian women accounted for 6% (20 women). The remaining 2% (6 women) were of another or unknown race/ethnicity.

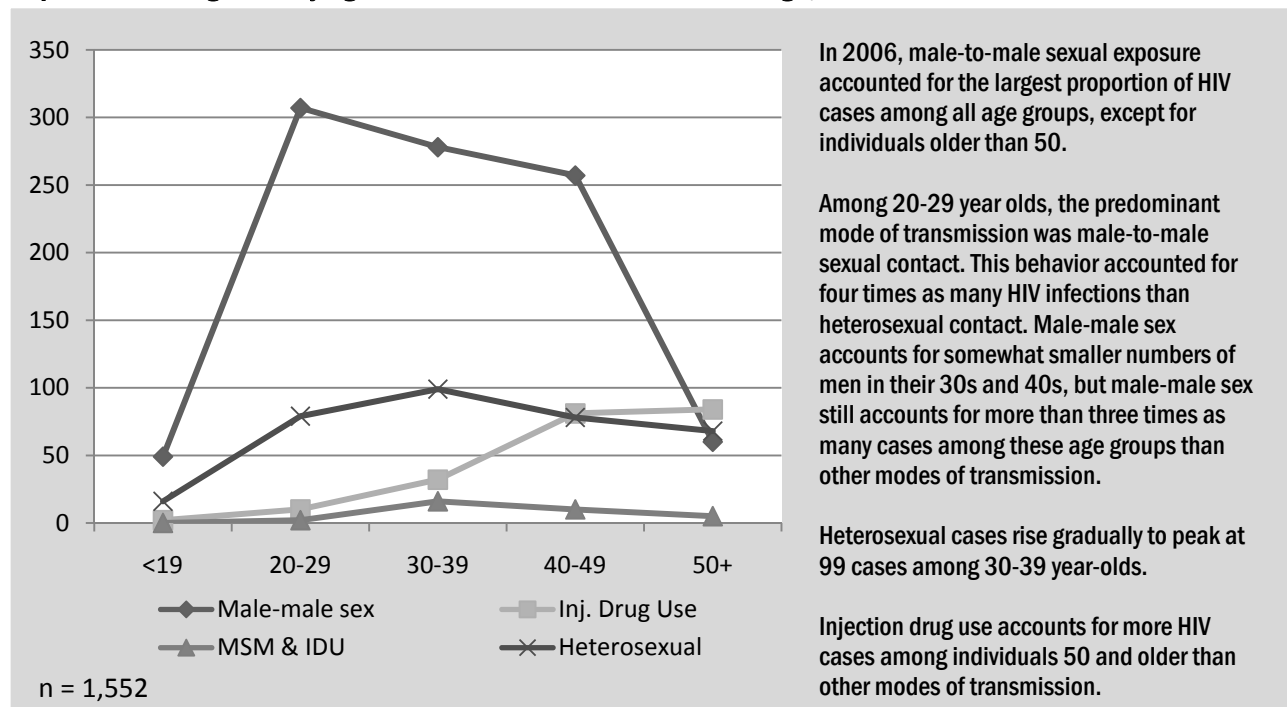
**Risk for Chicago women reported with HIV in 2006:** 239 women were infected through sex with men (76%), 66 through injection drug use (2%), and 8 through other means (4%).



**Chicago men reported with HIV in 2006**



**Reported HIV diagnoses by age and mode of transmission in Chicago, 2006**



**Geography**

**Neighborhoods:** In Chicago in 2006, there were AIDS case clusters on the North, West, and South Sides. On the North Side, there was a cluster of high AIDS case rates in Lake View, Uptown, Edgewater, and Rogers Park. On the West Side there was a cluster of slightly lower case rates in West Garfield Park, East Garfield Park, Near West Side, and Near South Shore. On the South Side, the cluster was comprised of Washington Park, Oakland, Fuller Park, Grand Boulevard, Woodlawn, and South Shore.

**Top ten neighborhoods with highest AIDS prevalence rates:** Uptown (1,320.2), Edgewater (1,011.3), East Garfield Park (871.6), Washington Park (820), Lake View (787.8), Rogers Park (710), Near South Side (641.5), Woodlawn (594.4), West Garfield Park (586.5), and Near West Side (570.9).

**NOTE:** Charts do not reflect cases with unknown, perinatal, or blood-transfusion risk. In some instances, cases among Asian and Pacific Islanders and other races/ethnicities are not shown because of extremely small numbers.

<sup>1</sup> Chicago Department of Public Health. STD/HIV/AIDS Surveillance Report (Summer 2008) 3.

<sup>2</sup> Chicago Department of Public Health. STD/HIV/AIDS Surveillance Report (Summer 2008) Table 6.

<sup>3</sup> Chicago Department of Public Health. STD/HIV/AIDS Surveillance Report (Summer 2008) Table 2.

<sup>4</sup> Chicago Department of Public Health. STD/HIV/AIDS Surveillance Report (Summer 2008) Table 1.

<sup>5</sup> State & County Quick Facts. *US Census Bureau*. <http://quickfacts.census.gov/qfd/states/17/1714000.html>.

<sup>6</sup> Chicago Department of Public Health. STD/HIV/AIDS Surveillance Report (Summer 2008) Table 3.